



OLAM SHALEM

My Jerusalem • My connection

Olam Shalem,

Strengthening the connection of Jewish children around the world to Jerusalem





AM SHALEM
Jerusalem • My connection

CHILDREN FROM ALL OVER THE
WORLD ENJOYING THE OLAM
SHALEM PROJECT



Israel days in Olam Shalem



תש"פ - תשפ"א 2020 Timetable for this year

< prev year

next year >

2

FEB

February

Jerusalem flower

3

MAR

March

Hats in Jerusalem - a
Purim'ish lesson

4

APR

April

Online lesson - The
Menorah symbol

5

MAY

May

Returning to the city





Search for a lesson



Filter By:

 Go to home

Movie

Lesson plan

Supplementary
materials

Knowledge expansion

Comments

Grade
1-2

Grade
3-4

Grade
5-6

< Prev

Back

Next >

Lesson plan - Returning to the city

Subject:

Sequence Name: תש"פ - תשפ"א 2020

Video Name:

Grade Group:

1-2

Objectives:

- Learning about the period during which the city was divided and about the unification of Jerusalem
- Conversation about the significance of the unification of Jerusalem

Lesson Summary:

In this lesson we will learn, through pictures, about the periods of divided Jerusalem and of unified Jerusalem, and we will learn about how the events developed. We will learn about the importance of Jerusalem and we will finish by making a picture of a large map of unified Jerusalem which we can hang and make a part of the Jerusalem Day celebrations.

Knowledge Acquired:

Divided Jerusalem, the unification of the city, Jerusalem Day

Personal/Social Value Learned:

Yearning for Jerusalem

Elements of the Lesson:

1. Film
2. Dividing the pictures according to the categories
3. Presentation to summarize the sequence the events
4. Making a map of Jerusalem with the participation of all the students in the class

Start of lesson:

The teacher will start by explaining that we celebrate Jerusalem Day on the 28th of Iyar, because that was the day on which the Old City and the New City of Jerusalem were united.

Part One: 5 min

The students will watch a film in which Dave and Rachel go back in time to 1967 and see the liberation of the Old City.

of Jerusalem, by marching to the Old City with Israeli flags, while singing and dancing.

Part Three: 10 min

Summary using a presentation

The teacher will screen a presentation that explains the sequence of events, using pictures and illustrations. The teacher can use the attached text in order to explain the development events set out in the presentation.

The teacher will discuss with the students the question of why the Old City is important in their view, and why the unification of the city is important to us. You can discuss the fact that the Western Wall – one of the retaining walls of the plateau on which the Temple stood – is there, and it is an integral part of the history of the Jewish people. You can also speak at greater length about the “Basic Law: Jerusalem the Capital of Israel.” (A broader explanation of the law is included in the Expansion materials).

Part Four: 20 min

Creative activity – coloring a map of Jerusalem in parts

ירושלים המחולקת
(1948-1967)
Divided Jerusalem
(1948-1967)



Headings



Presentation



Illustration of Jerusalem for coloring



עברית



The lesson plan in hebrew (מערך השיעור בעברית)



The divided city




Divided Jerusalem or the split Jerusalem were terms used to refer to the geopolitical situation for a period of 19 years of Jerusalem's history during the 20th century – the period between the War of Independence in 1948. and the Six Day War in 1967.

At the end of the War of Independence, the city of Jerusalem was divided between the State of Israel and the Kingdom of Jordan, in accordance with the cease fire agreements. The city line was the temporary border according to the cease-fire agreement with Jordan. A seven-kilometer segment of the Green Line divided the city between East Jerusalem and West Jerusalem. The two sides placed fortifications and obstacles on each side of the line, and various buildings in the city, located along the city



More lessons that may interest you:



Jerusalem inside the Heart



Lions in Jerusalem



A 3D Star of David



Online lesson - The Menorah symbol





Relevant Activities

[View all](#)





Jerusalem as a symbol of freedom

 The Western Wall
 Characters , History , Independence Day , Jerusalem Day , Passover – Pesach , Values





Israeli public diplomacy

 The Western Wall
 History , Tu BiShvat , Values





The figure of the Maccabi – Activism in Jewish society

 The Old Bezalel Academy Building
 Characters , Events , Hanukah , History , Shabbat , The Sabbath-Shabbat , Values






Jerusalem – The Story of the Hill

 City of David
 History



Jerusalem Mosaic

 The Western Wall
 History , Jerusalem Day

 45 Views Share

For more than 2000 years, the Jewish people had a dream: "Next year in Jerusalem" - their symbol of freedom. In the course of this lesson we will compare different Jewish actions and customs which in the past and today, express the longing for Zion. We will discuss the meaning of this longing, and understand its...



Women Changing Reality

 The Hebrew University , Knesset •  Characters , Purim





Introduction - story

🕒 Part 1 • ⌚ 10 min

We will tell the participants about a lover longing for his beloved one. He writes her letters, sings songs, remembers moments they spent together and looks at her pictures.

After the story we will ask the participants what they think about this person? What would they have done if they would have to face the same situation?

We will explain the moral of this story – the people of Israel and Jerusalem. The people of Israel are like a lover longing for many years to return to Jerusalem. During those years, the people of Israel took upon themselves many customs, in order not to forget their loved one.

📄 Download and print

Letter 📄

Customs expressing the longing for Jerusalem





Eliezer Ben-Yehuda's House

• 0 activities



The Old Bezalel Academy Building

• 1 activities



The Shrine of the Book

• 0 activities









City of David

• 2 activities





 Jerusalem 

-  Jerusalem as a symbol of freedom
-  Jerusalem Forest
-  Jerusalem - The Story of the Hill
-  Water in Jerusalem - challenges and solutions



Activity




Holidays, Events & Topics



Site

7th-9th grade



ילדים מספרים ירושלים

6-13.05.2021

חוגגים את יום ירושלים

בואו להכיר את ירושלים מזוויות שונות אצלכם במחשב האישי או בכיתה. פעילויות מיוחדות לירושלים יום ירושלים מבית עולם שלם ועוד כמה מילים של הסבר לאן הגעתי

[קצת עלינו](#)

[גלו את הפעילויות >](#)



WE ♥ JLM



פעילויות ומסלולים



בואו להכיר את ירושלים מזוויות שונות. אצלכם במחשב האישי או בכיתה. פעילויות מיוחדות לירושלים. מבית עולם שלם ועוד כמה מילים של הסבר לאן הגעתי. בואו להכיר את ירושלים מזוויות שונות אצלכם במחש האישי או בכיתה. פעילויות מיוחדות לירושלים יום ירושלים מבית עולם שלם ועוד כמה מילים של הסבר לאן הגעתי

גלו את הפעילויות >

הרשמה לבתי הספר/מוסדות



בואו להכיר את ירושלים מזוויות שונות אצלכם במחשב האישי או בכיתה. פעילויות מיוחדות לירושלים, מבית עולם שלם ועוד כמה מיילים של הסבר לאן הגעתי בואו להכיר את ירושלים מזוויות שונות אצלכם במחש האישי או בכיתה. פעילויות מיוחדות לירושלים יום ירושלים מבית עולם שלם ועוד כמה מיילים של הסבר לאן הגעתי

להרשמה לחצו כאן >



משכנות שאננים וימין משה



צילום: פרנסיס חוזה

SCAN ME!





Why were the city inhabitants nervous of moving here?

- 1 They had big houses in the Old City
- 2 They did not liked flour
- 3 It was desolate here and they had no way to make a living
- 4 They didn't know Montefiore

